

PRO SERIES

ADVANCED POWER METERS

Revolutionary Design

Superior Performance

Intuitive User Interface



PM335: PANEL MOUNT

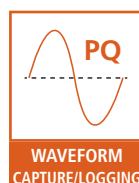
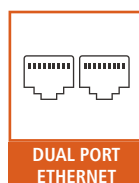
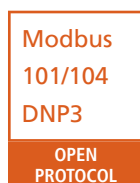

EM235: DIN RAIL

The PRO Series is SATEC's cost-effective line of power meters for advanced power monitoring applications. With waveform recording capabilities and 16GB of storage it is a powerful power-quality analyzer and event recorder.

Featuring multiple protocols (IEC 61850, DNP3 and IEC 60870-5-101/104) and dual port ethernet, it is the ultimate solution for power monitoring, meeting and exceeding the most current requirements in utility and industrial applications.

HIGHLIGHTS

- ▣ **Precision:** Class 0.2S accuracy
- ▣ **Memory:** 16GB on-board
- ▣ **Com Ports:**
Dual Port Ethernet;
USB (type C) on-board
- ▣ **IEC 61850** protocol
- ▣ **Power Quality:** Waveform capture and event recording
- ▣ **Neutral Current Metering**
- ▣ **Flexible Modularity:**
Up to 4 expandable I/O and communication modules
- ▣ **Ultra-compact design**
- ▣ **User Friendly:** Intuitive interface via hi-res display; customizable favorites screen
- ▣ **On-board I/O (opt.):** 2xDI, 1xRO, 1xAI
- ▣ **DC Metering** via Hall Effect Sensors



Revolutionary Design



Superior Performance

CONNECTIVITY

In today's world of power metering and telemetry, the requirement for full connectivity, which relies on advanced communication protocols and enveloping cyber-security, is on the rise.

Protocols such as IEC 61850, DNP3 and IEC 60870-5-101/104 allow the PRO meter the versatility of interfacing the dominant communication platforms on the market.

COMPLIANCE

The PRO Series is designed to comply with IEC/AS 62052-11, IEC 62053-22/24, IEC 61557-12 (PMD-Sx), EN 50470, WELMEC 7.2, MID MI-003 and ANSI C12.1/20 standards.

SUBSTATION REVENUE METERING AND POWER MONITORING COMBINED

Designed as revenue-grade (anti-tamper construct), the PRO meters combine and bundle, in one ultra-compact IED device, multiple features which ordinarily would be found in several different pieces of equipment. No need for device duplication.

DC METERING

This unique capability for direct metering of DC systems (via Hall Effect sensors) is available in the PRO meter alongside standard AC metering.

INDUSTRIAL/UTILITY PLC CONTROL


The PRO Series meters can simultaneously host a variety of attachable I/O modules (digital and analog inputs and outputs).

These I/Os, combined with measured electrical parameters and the ability to program the meters with PLC logic setpoints, enables a variety of control functionalities. These capabilities include integration of external digital and analog parameters or readings into control setpoints.

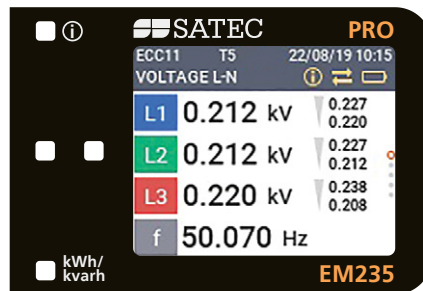
Intuitive User Interface

The PRO Series is designed with special emphasis on user experience, ease of use and navigation. Paging through the parameters and waveforms, all in full color graphics, is facilitated by navigation buttons which allow scrolling through intuitive menus. The PRO Series' graphic interface is user configurable. The **favorites** screen is an example of how the user gives the meter a personal touch.

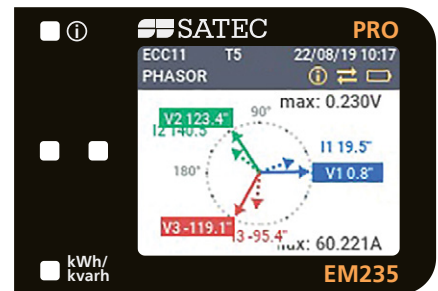
EM235 SCREENS



Main Menu with Favorites Area

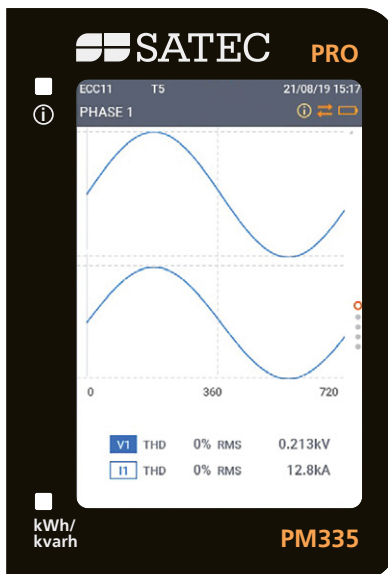


Monitoring: L-N Voltage

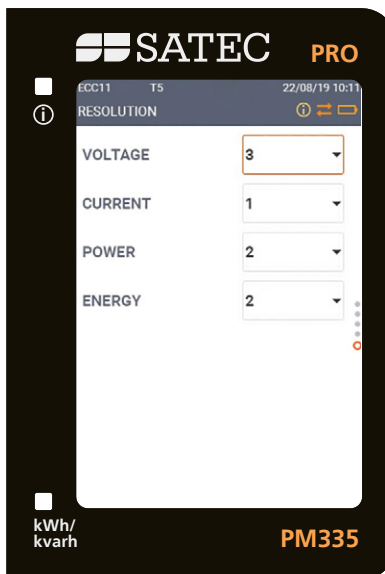


Phasor Diagram

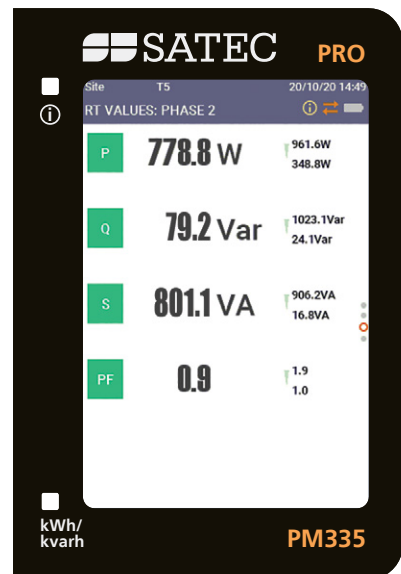
PM335 SCREENS




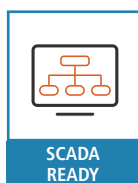

Power Quality: Real-Time Waveform



Setup: Resolution Menu



Monitoring: Power and PF



Technical Specifications

PRECISION METERING

- Class 0.2S accuracy IEC 62053-22, ANSI C12.20 Class 0.2 (active energy)
- IEC 61557-12 class 0.2 (PMD standard)
- Up to 16 TOU tariffs profile and up to 16 register sources; internal or external tariff control
- Cycle-by-cycle RMS measurements updated every ½ cycle
- Anti-tamper protection seals

POWER QUALITY AND MEASUREMENT CAPABILITIES

- Harmonic analysis: THD of voltage and current, custom alarming, TDD, K factor, Crest factor. Individual harmonics, up to the 63rd harmonic
- Voltage calculation and analysis: ½ cycle RMS calculation, symmetrical components, Voltage Dips/Sags, Interruptions, Swells, Unbalance, Transient and THD events recording
- Programmable resolution waveform capture
- Screen display of waveforms and power quality data

COMMUNICATION

- Ports
 - 2 x ETH (independent interfaces), USB, RS-485, optical port
 - Additional communication ports: Serial, ETH
 - Daisy-chain
- Protocols
 - IEC61850 (MMS and Goose support)
 - DHCP support
 - Modbus RTU/TCP, MODBUS Master
 - DNP3/ DNP3.0/TCP (level 2)
 - IEC60870-5-101/104

CURRENT INPUT OPTIONS

- 1A or 5A inputs from CT secondary
- Flex Clamp: 200A/2V, 30A-300A-3000A/3V
- Optional: 40mA input designed for:
 - SATEC HACS CTs (5-3000A options)
 - DC metering: current measurements using Hall Effect Sensors

VOLTAGE INPUTS

- Operating range:
 - 10-1000V AC (L-L) @ 50/60 Hz
 - 10-3000V DC *
- * Additional adaptor is required for voltage measurement above 800V DC

INPUTS / OUTPUTS AND ADDITIONAL MODULES

- Built-in I/Os (option): 2 digital inputs; 1 SSR output; 1 analog inputs
- Add-on I/Os: Up to 3 add-on I/O modules: up to a total of 26 DI (dry/wet) / 9 DO per unit
- Auxiliary power supply

PROGRAMMABLE LOGICAL CONTROLLER

- 64 control setpoints with programmable operate and release delays
- Setpoint using OR/AND logic, extensive triggers, programmable thresholds and delays
- 16GB memory for recording billing data, PQ logs, data logs, event logs and waveforms
- 16 user-definable data logs

FRONT PANEL

- Backlit color LCD display
- Simultaneous viewing of four values on a single screen
- Display language may be set and changed through the front panel

RTC BATTERY BACK-UP

The meter is equipped with a battery backed-up real-time clock.

POWER SUPPLY

- 90-332V AC L-N ±15% or 40-290 ± 15% VDC
- Optional Auxiliary power supply plug-in module: 88-264V AC, 125-300V DC

ENVIRONMENTAL

- Meter operating temperature: -40 to 70°C (-13 to 158°F)
- Display operating temperature: -20 to 70°C (-4 to 158°F)

EMC & SAFETY

- Immunity
 - Per IEC 62052-11, CLC/TR 50579 (conducted disturbances 2-150kHz), IEEE C62.41 and C37.90.1
 - Emission per EN55011/22 class B and FCC p.15 class B
 - Insulation: dielectric withstand for 1 minute (ETH) = 4kV
- Safety
 - IEC 61010-1 3rd ed., IEC 62052-11 & IEC 61557-12, protective class II
 - IEC 62052-11
 - UL 61010-1 3rd ed., CAT IV
 - AS 62052-11
 - NMI M6-1